


Verveel-me-nietjes

K2Be


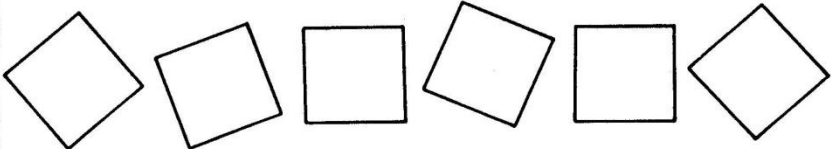
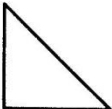
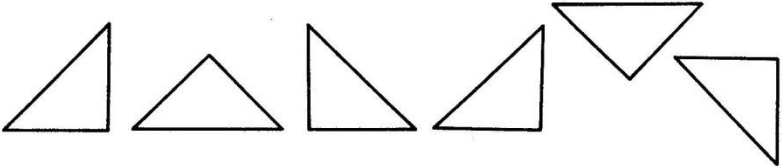




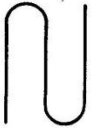



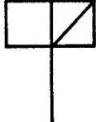
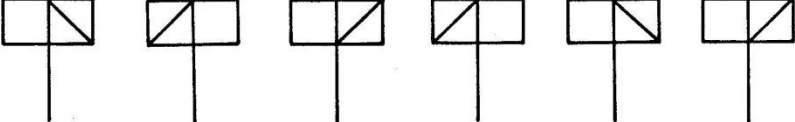


Kleur de vormen in de juiste kleur: cirkel, driehoek, vierkant

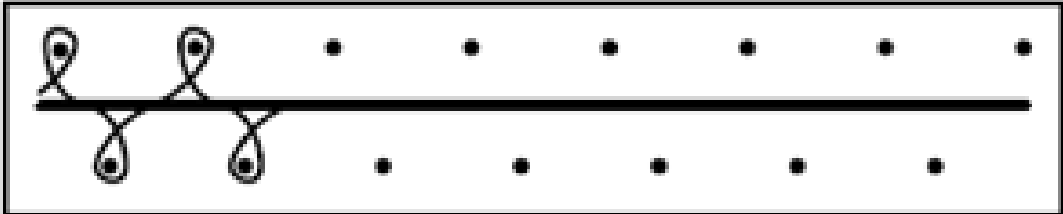






kleur: ○ rood
△ geel
□ blauw



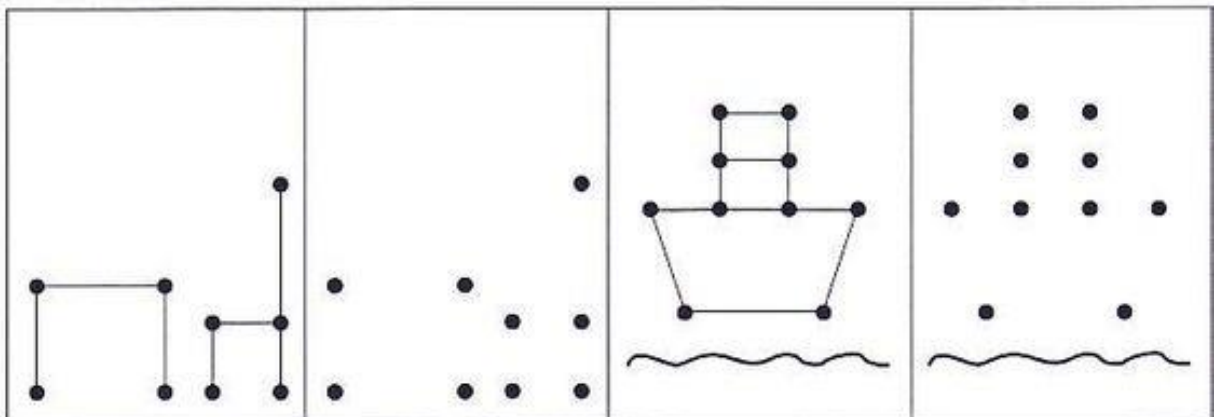
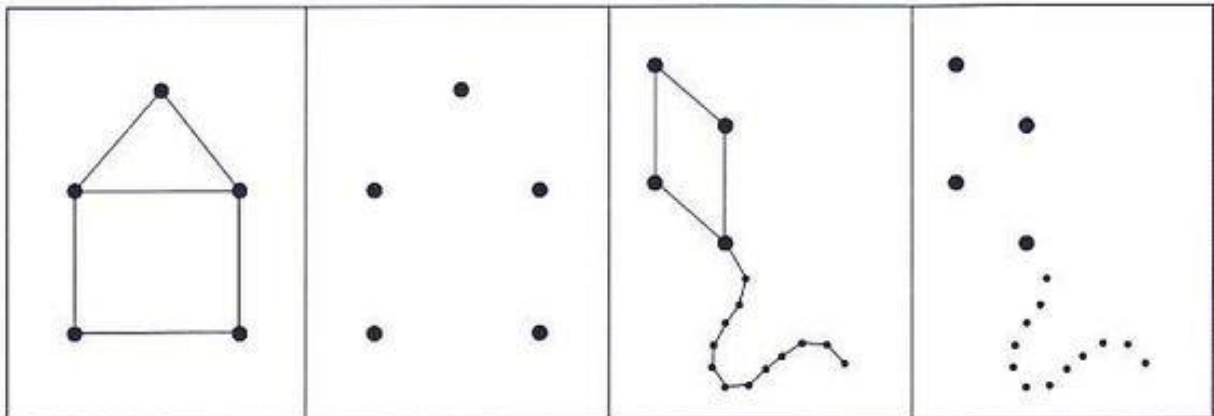
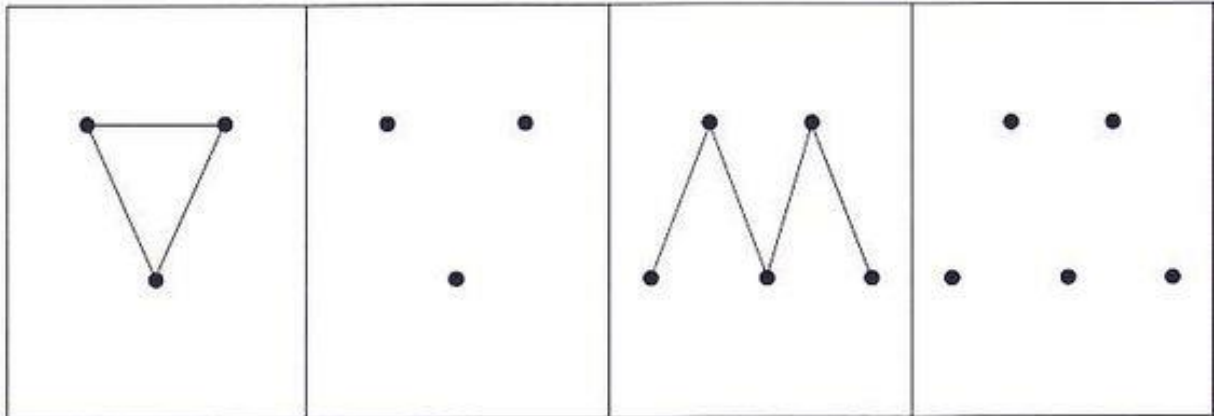
Omcirkel dezelfde figuren als het voorbeeld

Vervolledig de krullen zonder jouw potlood op te heffen












Stipfiguren: maak de figuren na door de stippen te verbinden




A 3x3 grid of stars. A path is drawn connecting the stars at positions (1,1), (1,2), (1,3), (2,2), and (3,2) in a sequence of horizontal, diagonal, and vertical steps.	A 3x3 grid of stars with no path drawn.
A 3x3 grid of stars. A path is drawn connecting the stars at positions (1,2), (1,3), (2,3), (2,1), and (2,2) in a sequence of horizontal, vertical, horizontal, and diagonal steps.	A 3x3 grid of stars with no path drawn.
A 3x3 grid of stars. A path is drawn connecting the stars at positions (1,1), (2,1), (3,1), (3,2), and (3,3) in a sequence of vertical, horizontal, and horizontal steps.	A 3x3 grid of stars with no path drawn.
A 3x3 grid of stars. A path is drawn connecting the stars at positions (1,1), (2,1), (3,1), (3,2), and (2,3) in a sequence of vertical, horizontal, diagonal, and vertical steps.	A 3x3 grid of stars with no path drawn.



Maak groepjes van 3




Zet het patroon verder. Kleur de juiste vakjes in





Trek de eieren over



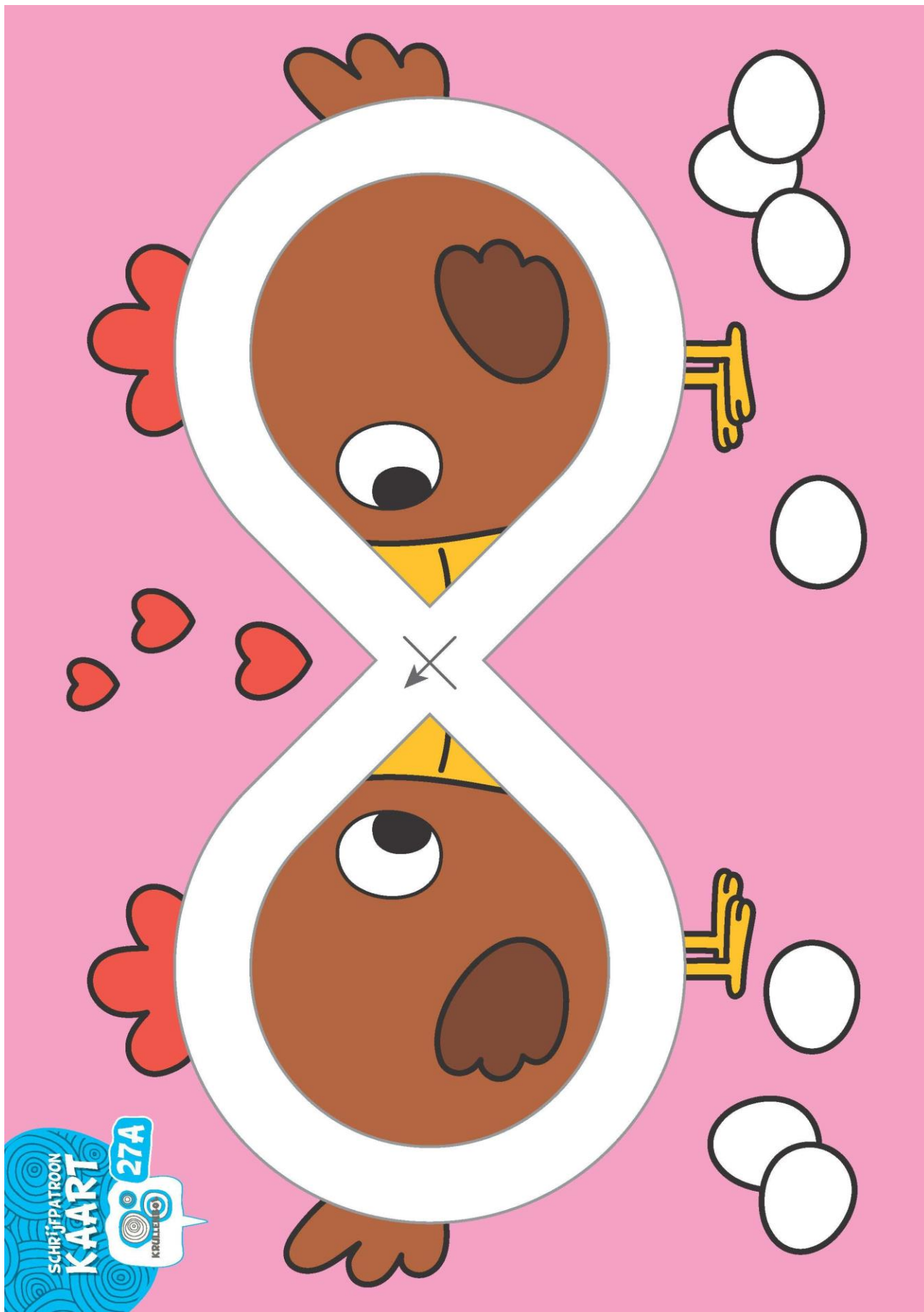
Kleuren maar




Zoek de 8 verschillen




Kies 5 kleuren voor het schrijfparcours. Start steeds bij het pijltje



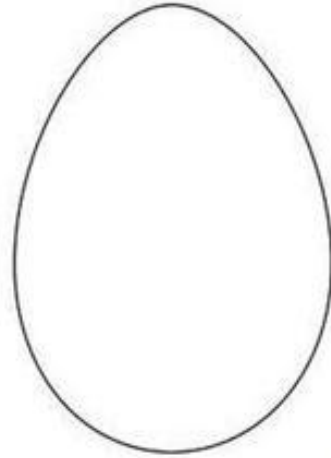
Geef dezelfde eieren dezelfde kleur




Luisterdictee



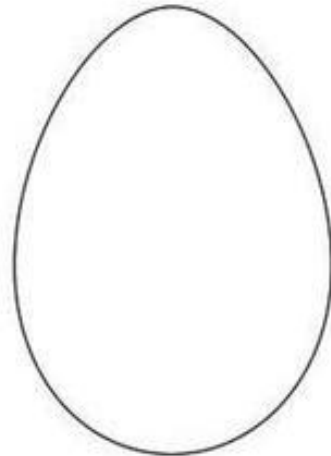
Geef dit ei een gele kleur
met rode stippen en een
groene streep in het midden.




Geef dit ei een oranje kleur
met 4 paarse bloemen en 1
roze bloem.




Geef dit ei 3 rode hartjes
3 gele hartjes
en 3 groene hartjes.



Geef dit ei 1 bruine driehoek
2 blauwe vierkantjes
en 1 geel zonnetje.



Geef dit ei mooie strepen
om en om geel, rood, blauw.


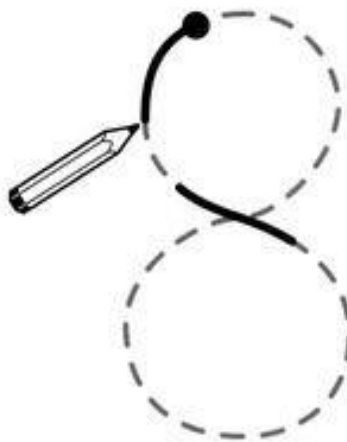
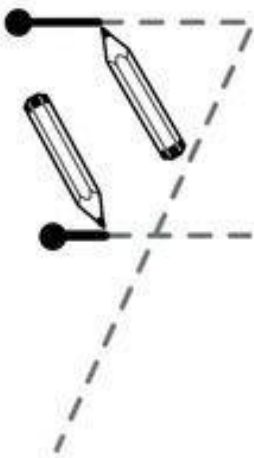

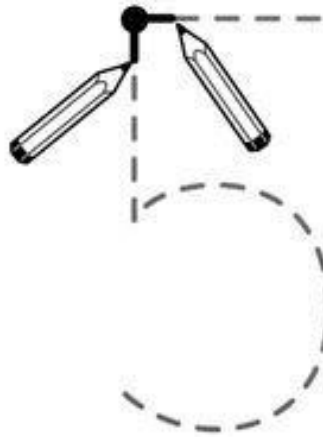
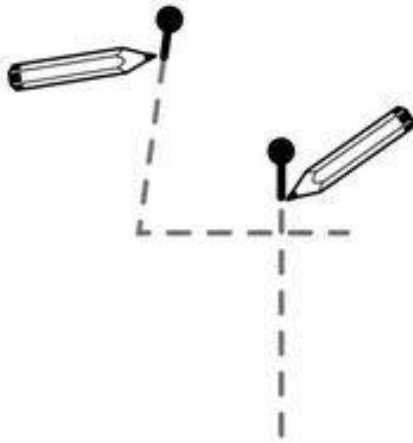
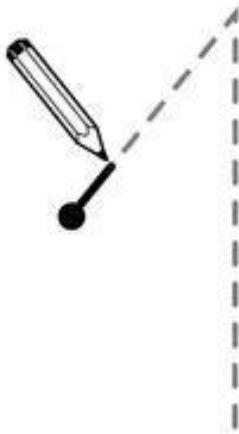


Geef dit ei een mooie kleur
maar zonder rood en groen!


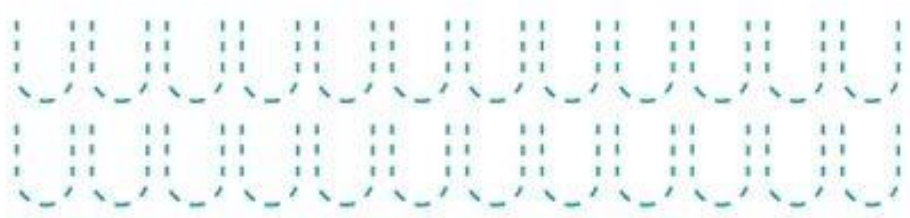


Kleuren maar




Nummers schrijven



Trek de stippenlijn over zonder jouw potlood op te heffen



Zet het patroon verder



Rijm en kleur (blauw, geel, groen, rood)

de  maak ik

de  maak ik


het  maak ik

de  maak ik




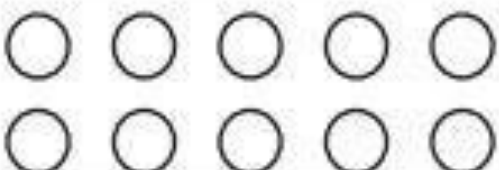

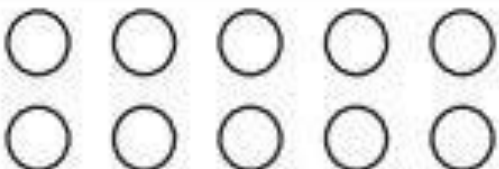

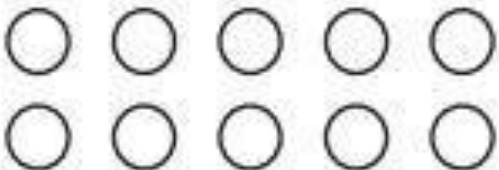

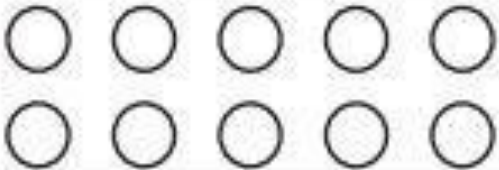

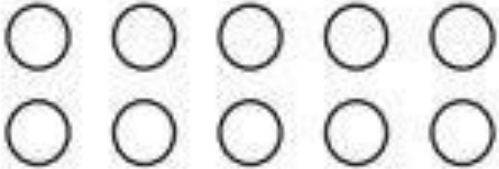

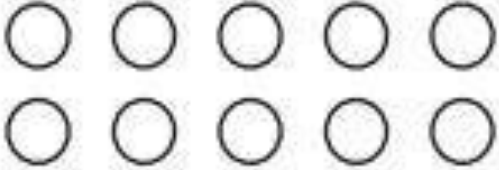

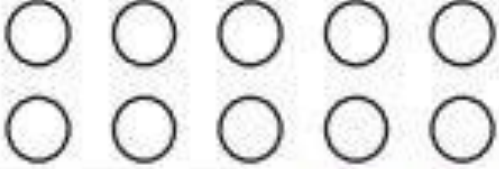
de  maak ik

de  maak ik


Welk ei hoort bij welke kip? Geef dezelfde kleur








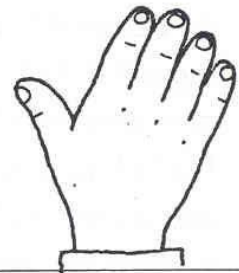
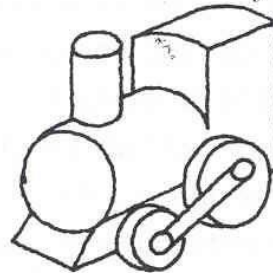


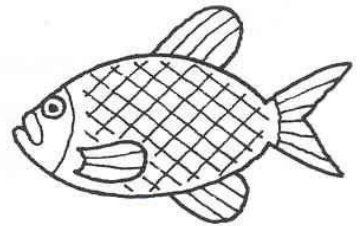


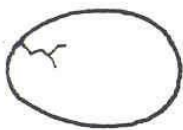
Hoeveel potloden zie je? Kleur evenveel bolletjes


Knip de onderste figuren uit en kleef op de juiste plaats



Welk woord rijmt op ei, mand, klok en haas? Kleur het juiste plaatje



Doolhof: breng het kuiken naar de kip



Kleuren maar



Ga van bolletje naar bolletje zonder jouw potlood op te heffen.
Overtrek nadien de krulletjes met stift

